



1445 Education Way, Port Charlotte, FL 33948
 941-255-0808
 www.yourcharlotteschools.com

Achieving Success at CCPS...

District Recognitions in Florida

- ❖ Designated a "High Performing District "
- ❖ 100% of CCPS schools graded "A" or "B"
- ❖ #4 for percentage of students passing Advanced Placement (AP) exams, second year in a row
- ❖ Increased graduation rate from 68% to 87%

District Recognitions in Nation

- ❖ Port Charlotte High awarded Bronze Medal by US News & World Report Best High School
- ❖ Headstart Program awarded "Program of Excellence" distinction one of 25
- ❖ 62 Nationally Board Certified teachers

District Highlights

We have:

- ❖ Partnership with Embry-Riddle Aeronautical University
- ❖ Developed a 5-year Plan for Student Success
- ❖ Graduated over 125 practical nurses with a licensure pass rate of 100% (2009)
- ❖ Won 6 LEEDS Awards ("Green Schools") for our new school buildings
- ❖ Instituted FOCUS, a web-based tool for parents to monitor their student's progress
- ❖ Received state and national recognition for our arts programs, an essential part of our curriculum

Vision: Student Success!

District Mission: We will provide an innovative educational environment that allows and inspires success for everyone.

SCHOOL BOARD

Lee Swift, District 1 ❖ Alleen Miller, District 2
 Andrea Messina, District 3 ❖ Ian Vincent, District 4
 Barbara Rendell, District 5
 Douglas K. Whittaker, Ed.D. , Superintendent

Schools

Elementary Schools (two are year-round)	10
Middle Schools	4
High Schools	3
Centers	4

Student Population

Total (PreK-12)	16,434
White: 71% Black: 9% Hispanic: 12% Other: 8%	
English Language Learners (ELL)	195
Exceptional Student Education (ESE) (includes 526 gifted students)	3,194
Home school students	385
Homeless students	286
Students qualifying for free/reduced meals	60.3%

Employees— CCPS is the largest employer in Charlotte County

Total	2,245
Instructional	1,131
Instructional support (e.g., teacher aides, departments of transportation, food service)	907
School-based administrators	46
District administrators	25

NOTE: We rank 49th out of 67 districts for administrative costs per student (\$526).

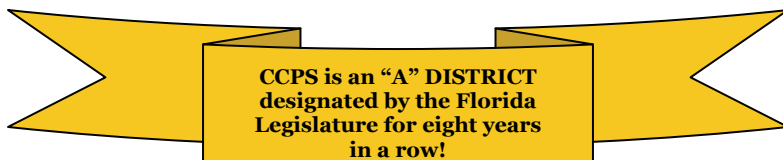
CCPS beginning teacher salary	\$37,440
CCPS average teacher salary (10th in the state)	\$48,069
Florida average teacher salary	\$46,938
United States average teacher salary	\$52,308

Transportation

90 buses transport 8,000 students each day
 1.5 million miles traveled each year

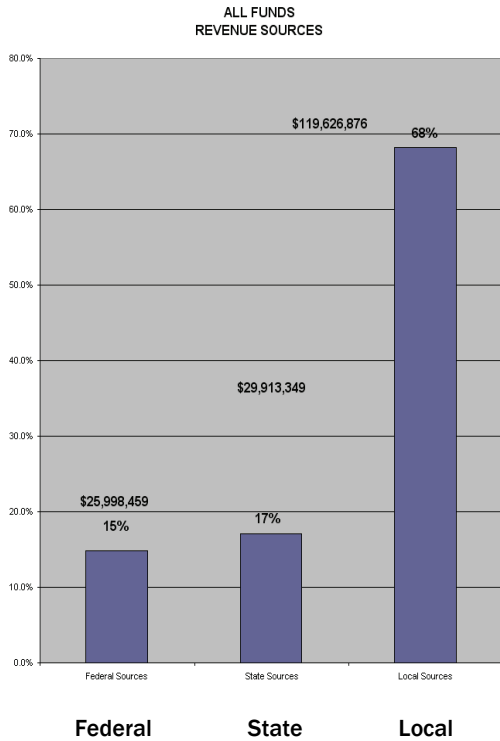
Food Service

12,200 lunches served each day; 2.1 million each year
 3,780 breakfasts served each day; 659,000 each year



August 2011

2011-2012 School Year Budget



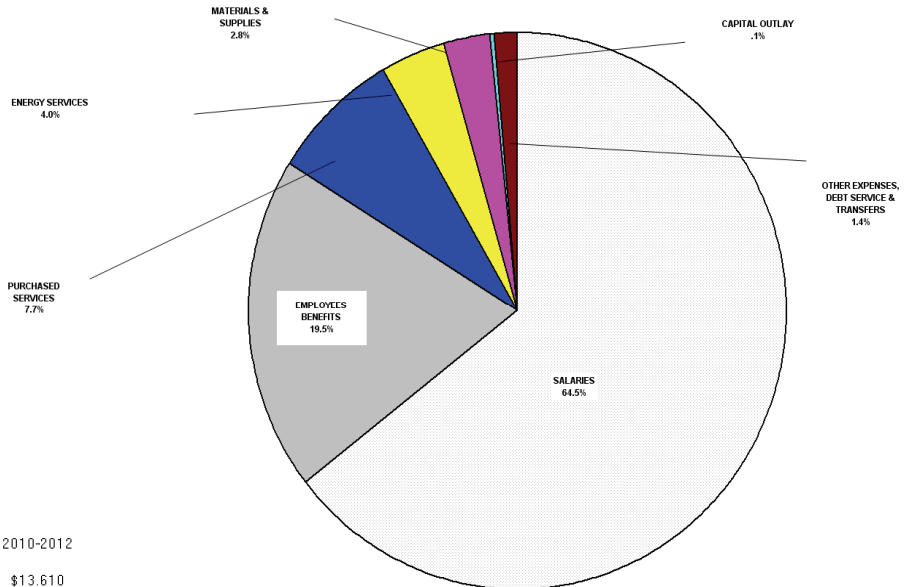
GENERAL FUND SCHOOL FUNDING FORMULA REVENUE PER STUDENT

YEAR	Dollars per unweighted full time student	Annual percent Increase-decrease
2011-2012	\$6,301.72	-10.47%
2010-2011*	\$7,038.85	-0.92%
2009-2010*	\$7,104.43	3.89%
2008-2009	\$6,838.27	-4.82%
2007-2008	\$7,184.39	5.61%
2006-2007	\$6,803.01	11.94%
2005-2006	\$6,077.38	6.42%
2004-2005	\$5,710.84	7.24%
2003-2004	\$5,325.11	6.63%
2002-2003	\$4,993.89	4.29%

*includes Federal Stabilization funds

GENERAL FUND—APPROPRIATIONS BY OBJECT

The District has served as good stewards of YOUR tax dollars, prioritizing classroom spending and using fiscal responsibility.



Total General Fund (Operational) Revenues \$130.6 million

⇒ Includes fund balances of 16.4 million and transfers of \$4.8 million

Total Capital Revenues \$64.9 million

⇒ Includes fund balances from previous years of \$45.1 million

⇒ Includes local Capital Improvement Tax revenues of \$19.7 million

ASSESSMENTS AND TAX LEVIES

	2009-2010	2010-2011	2010-2012
A. Gross Taxable Value (billions)	\$16.672	\$14.637	\$13.610
B. Tax Levies on Non-Exempt Property(Mills)			
Nonvoted *			
1. District School Taxes			
Required Local Effort	4.8120	5.2170	5.0960
Prior Period Funding Adjustment	0.0470	0.1260	0.0000
Discretionary	0.7480	0.7480	0.7480
Supplemental Discretionary	0.0000	0.0000	0.0000
Critical Need Operating	0.2500	0.2500	0.0000
Total District School Taxes	5.8570	6.3410	5.8440
2. Capital Improvement	1.5000	1.5000	1.5000
Total Nonvoted	7.3570	7.8410	7.3440
Voted **			
3. Debt Service - County Wide	0.0000	0.0000	0.0000
DISTRICT TOTAL	7.3570	7.8410	7.3440
Millage Increase (-)Decrease	0.9970	0.4840	-0.4970
Millage percent Increase (-)Decrease	15.7%	6.6%	-6.3%

* Refer to page 3-3 School Funding Formula for an explanation of these millage rates.

Florida Lottery Money

Where does the money go?

- ▶ 50% for prizes
- ▶ 38% for education (K-12 and higher)
- ▶ 12% administration

From 1987-2008, CCPS received an average of \$1 million a year for construction and \$2.9 million a year for PreK-12 and FCAT school recognition money. From 1997-2008, CCPS' students have received an average of \$1 million a year for Bright Future scholarships.